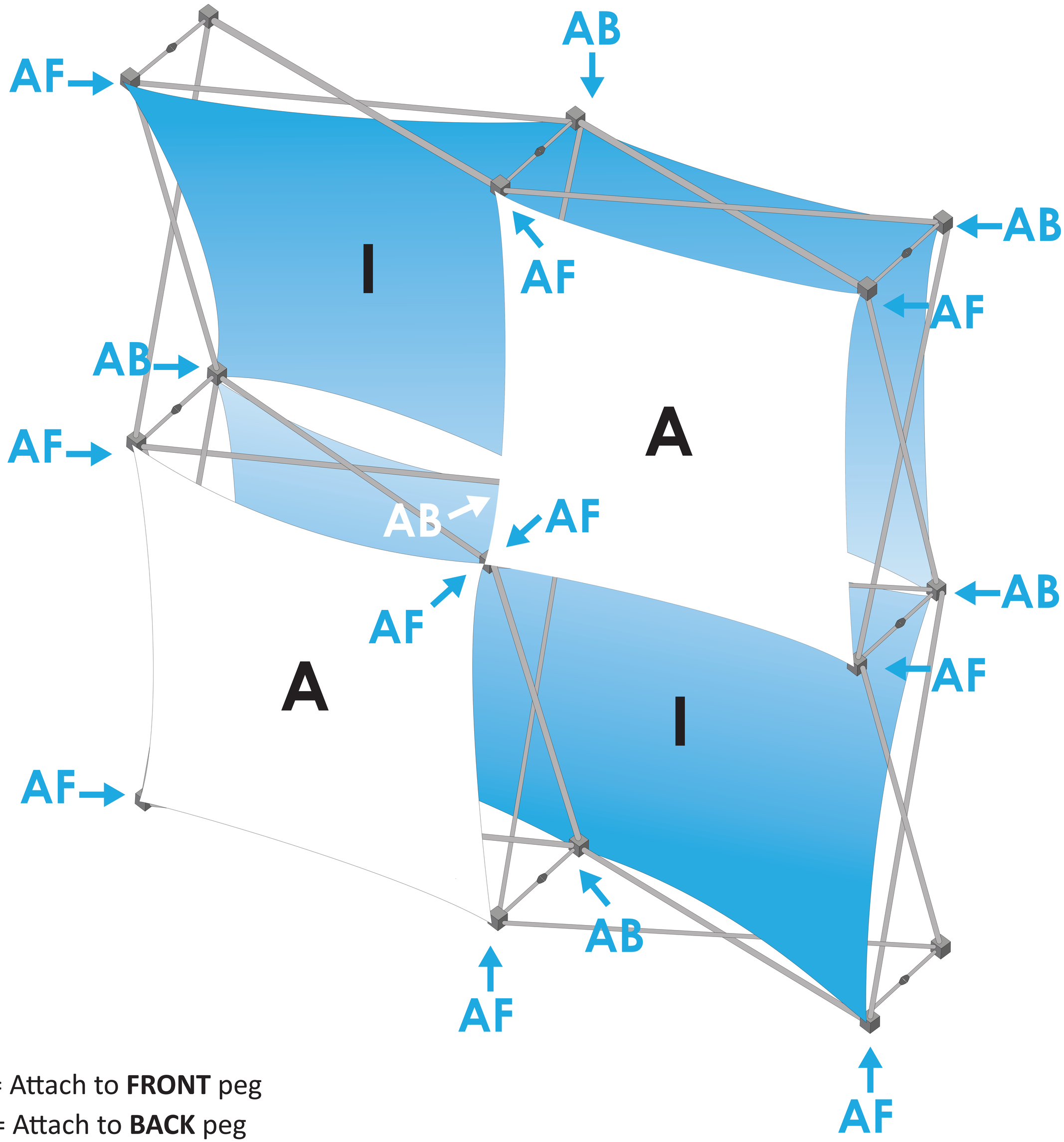

AF = Attach to **FRONT** peg

AB = Attach to **BACK** peg

3D SNAP 2x2-2
Configuration Template

EXTEND IMAGE TO THE EDGE OF THE ARTBOARD

—— Bleed Area

—— Trim Line

—— Recommended safe area for text / logos / important images

TEMPLATE AT 1:1 SCALE

Convert Text to Outlines

Embed All Images 75dpi - 150dpi
(for 75dpi - 150dpi final output)

CMYK Color

INCLUDED SKINS:

(2) Skin-I

(2) Skin-A







Our 3D Snap Displays use a STRETCH style fabric.
Distortion of the skin when installed is considered normal.

3D Snap - Skin A

Graphic Size with Bleed
28”w x 28”h

Graphic Trim Size
27.5”w x 27.5”h

EXTEND IMAGE TO THE EDGE OF THE ARTBOARD

Trim Line

Recommended safe area for text / logos / important images

TEMPLATE AT 1:1 SCALE

Convert Text to Outlines

Embed All Images 75dpi - 150dpi
(for 75dpi - 150dpi final output)

CMYK Color

All tension graphics have some amount of distortion, design with this intention.
Graphic elements located outside of the safe area are at risk of being extremely distorted or cut off.

3D Snap - Skin I

Graphic Size with Bleed
28”w x 56”h

Graphic Trim Size
27.5”w x 55.5”h

EXTEND IMAGE TO THE EDGE OF THE ARTBOARD

Trim Line

Recommended safe area for text / logos / important images

TEMPLATE AT 1:1 SCALE

Convert Text to Outlines

Embed All Images 75dpi - 150dpi
(for 75dpi - 150dpi final output)

CMYK Color

All tension graphics have some amount of distortion, design with this intention.
Graphic elements located outside of the safe area are at risk of being extremely distorted or cut off.